



NOTIS PERKAPALAN MALAYSIA
MALAYSIAN SHIPPING NOTICE

NPM 06/2016
MSN 06/2016

JABATAN LAUT MALAYSIA

Marine Department of Malaysia

Ibu Pejabat Laut, Peti Surat 12, 42007 Pelabuhan Klang

Tel: 03-33467777, Fax: 03-31685289, E-mail: kpgr@marine.gov.my

Webpage: <http://www.marine.gov.my>

**PERATURAN BERKENAAN SUSUN ATUR TEMPAT DUDUK DAN RUANGAN BAGASI
UNTUK KAPAL PENUMPANG.**

REGULATION FOR PASSENGER SHIP SEATING AND LUGGAGE COMPARTMENT ARRANGEMENT

Pemakluman kepada Shipper, Pengusaha Terminal, Pemilik Kapal, Agensi Perkapalan, Komuniti Perkapalan dan Pihak-Pihak yang berkepentingan.

Notification to Shipper, Terminal Operator, Ship Owners, Shipping Agencies, Shipping Community and Stakeholders

Notis ini bertujuan untuk memberi panduan kepada para pemilik serta operator kapal penumpang berkenaan peraturan susun atur tempat duduk penumpang serta ruangan bagasi untuk kapal penumpang.

Kesemua kapal penumpang baru, berbendera Malaysia, tanpa mengambil kira bahan binaan dan membawa lebih dari 12 (dua belas) orang penumpang hendaklah mematuhi peraturan berkenaan. Kapal penumpang sedia ada perlu mematuhi peraturan ini selepas menaiki galangan kali pertama selepas 1 Julai 2016. Peraturan tersebut adalah seperti Lampiran 1 (versi Bahasa Inggeris sahaja)

Sebarang pertanyaan bolehlah diajukan kepada Unit Akreditasi Kapal, Bahagian Kawalan Industri, Ibu Pejabat Laut melalui e-mel kepada accreditation@marine.gov.my

This notice serves to guide owners and operators of passenger ship the regulation for passenger ship seating and luggage compartment arrangement.

All new Malaysian flagged passenger ships, regardless of construction material and carrying more than 12 (twelve) passengers are required to adhere to the rules, after 1st July 2016. Existing passenger ship shall comply with this regulation after first dry docking after 1st July 2016. The regulation contained in Annex 1 of this notice (English version only).

For any inquiry, kindly e-mail to Ship Accreditation Unit, Industrial Control Division, Marine Headquarters at e-mail address, accreditation@marine.gov.my

Ketua Pengarah Laut / Director General of Marine

Tarikh/Date: 28 Jun 2016 / 28 June 2016

1.0 Seats Standard

1.1. Seats

- 1.1.1. A seat with inclining or fixed backrest with headrest must be provided for each and every passenger. The seat must be designed in such a way not to cause injury as well as hindering the occupant's movement, particularly during emergency situation.
- 1.1.2. The seats must be arranged in such a way to allow easy access to any part of the ferry. The arrangement must also not obstructing any access to or the use of any essential or emergency equipment or required means of escape.
- 1.1.3. Safety belt shall be provided for the front row seats, unless it can be demonstrated, to the satisfaction of the Director General of Marine that such arrangement were unnecessary.
- 1.1.4. All seats must be fitted with adjustable armrest, lined with soft material for comfort and rounded for safety. It shall be fitted so as to provide comfortable support and suitably sized to allow easy entrance and exit from the adjacent seat.
- 1.1.5. Rows adjacent to an aisle that lead to emergency exits (cross aisle), the seats to the rear of the aisle are referred as "seats near emergency exits."

1.2. Minimum Seats Dimension

- 1.2.1. The vertical height of the highest point of the seat pan's front edge is $450 \text{ mm} \pm 25 \text{ mm}$ above the deck.
- 1.2.2. The depth of the seat pan is $450 \text{ mm} \pm 25 \text{ mm}$
- 1.2.3. The width of the seat pan is at least 475 mm wide
- 1.2.4. The seat pan angle of inclination from the horizontal shall be not more than 10 degrees.
- 1.2.5. The vertical distance between the top of the backrest from the floor deck is at least 1250 mm
- 1.2.6. Horizontal distance of at least 350 mm shall be provided from the front edge of the seat pan and the seat back directly to the front
- 1.2.7. Horizontal distance of at least 800 mm shall be provided between the edge of the seat's backrest and the edge of the seat's back rest directly to the front of the passenger for 3 seats arranged in a row
- 1.2.8. Horizontal distance of at least 450 mm shall be provided from the seat pan edge to a wall or bulkhead directly in front.

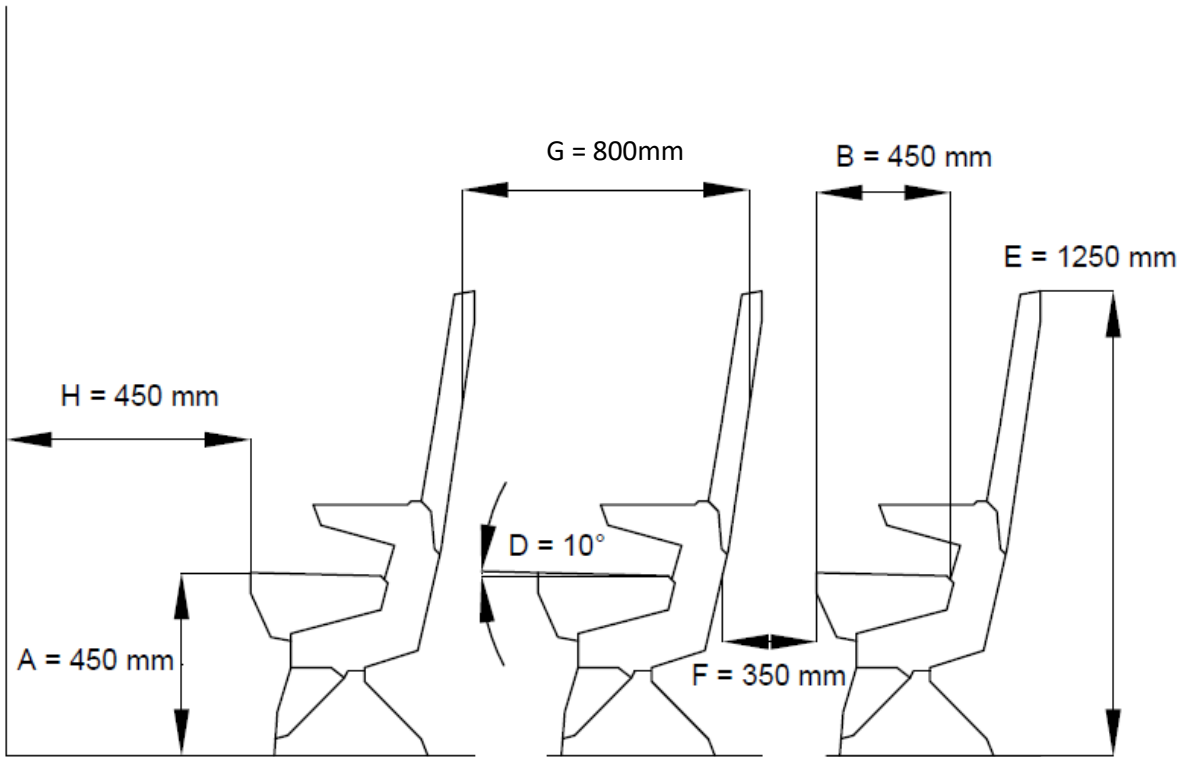


Figure 1: Seat Dimension

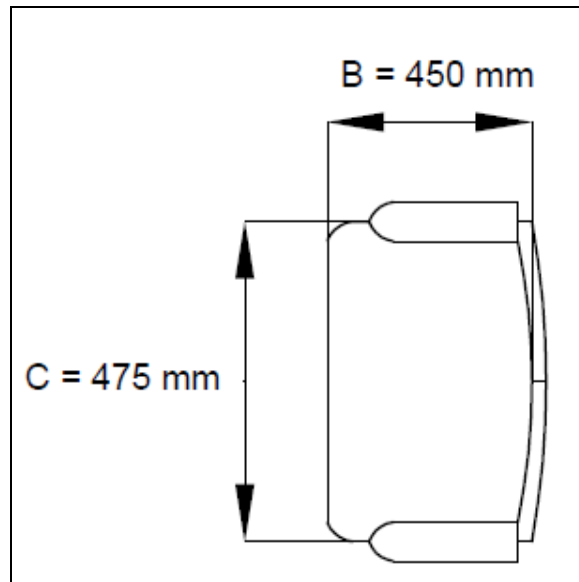
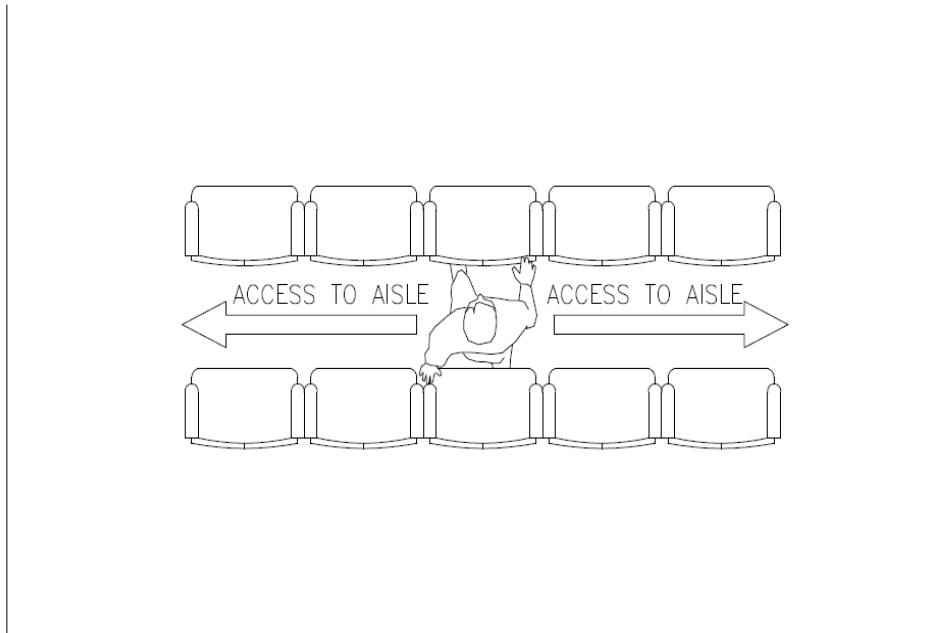


Figure 2: Seat Pan Dimension

1.3 Seats Layout

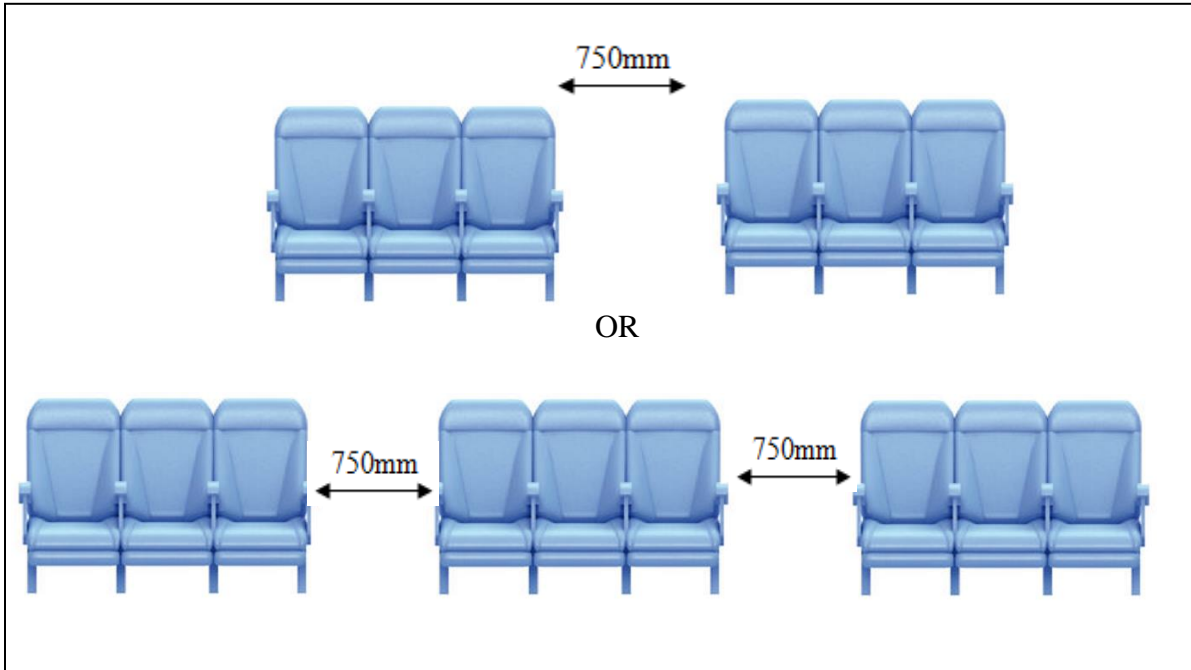
- 1.3.1 The number of seats in each row at the each side of the ferry must not more than 3 units.
- 1.3.2 The midway row must be arranged as number of seats for passenger crossing to aisle shall be not more than 2 units, as shown in diagram below;



- 1.3.3 For easy reference, acceptable seats formation as follow :
 - 1.3.3.1 3 – 3
 - 1.3.3.2 3 – 3 – 3
 - 1.3.3.3 3 – 3 – 3 – 3
 - 1.3.3.4 3 – 4 – 3
 - 1.3.3.5 3 – 4 – 4 – 3
 - 1.3.3.6 3 – 5 – 3
 - 1.3.3.7 3 – 5 – 5 – 3

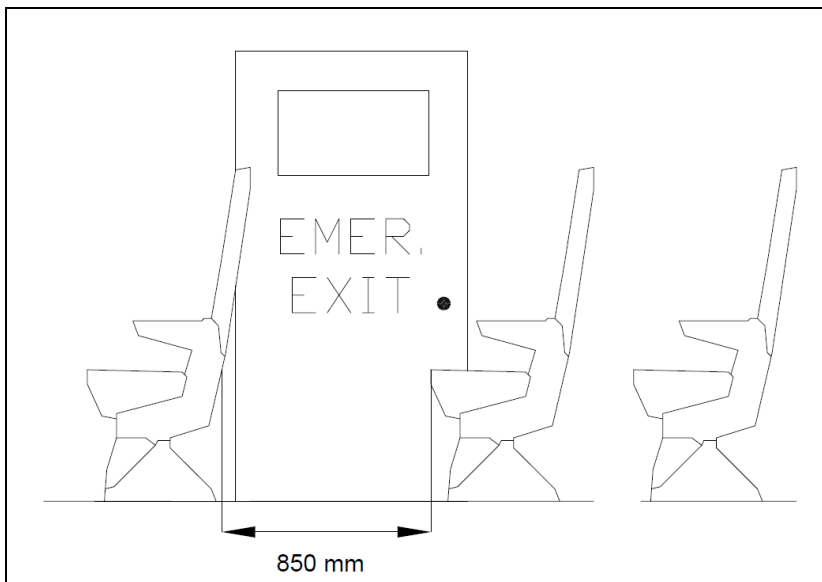
2.0 Aisles

Passenger spaces shall be served by aisles or other unobstructed floor areas providing access to exits. The aisles shall have a minimum width of 750mm measured from side to side of seats, as shown on diagram below. It shall be continuously maintained free of any obstructions or impediments so as to allow immediate escape during any emergency situation. Lock, fastening device or barrier shall not be installed or in use on the door in a manner that will prevent or hinder escape from the inside of the ship.



3.0 Emergency exit between seats

Should there be seats located between emergency exits, the seats shall be arranged so as the horizontal distance of at least 850 mm from the edge of the seat's seating pan to the edge of the seat's back rest directly in front. The backrest should be fixed type, i.e. non-reclining. Refer to diagram below; the area between the emergency exist must be kept clear from any obstruction.



4.0 Luggage Requirement

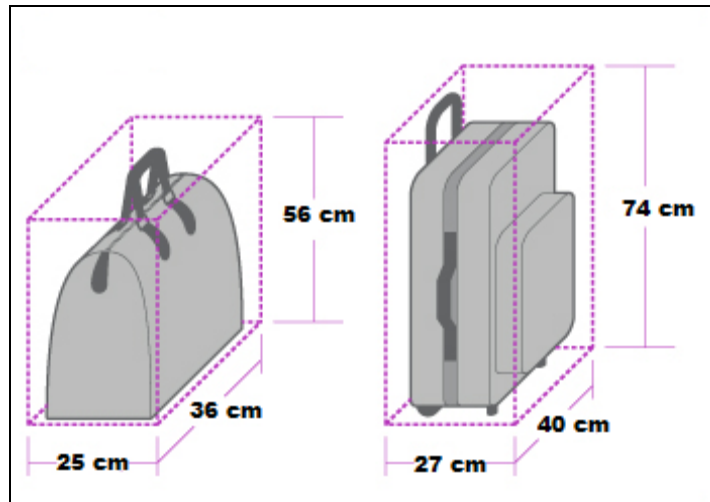
4.1 The ferry shall be designed to allow each passenger to carry a luggage and hand luggage.

- 4.1.1 Minimum of 0.13m³ of luggage space must be provided for each passenger. The luggage compartment must not obstructing passageway leading to exit.
- 4.1.2 The luggage shall be stowed in weathertight luggage compartment whilst the hand luggage shall be stowed in overhead luggage compartment.
- 4.1.3 Provision shall be made to prevent shifting of the luggage during voyage. If safeguarding by positioning is not practicable, an adequate means to restrain the luggage shall be provided.
- 4.1.4 No luggage must be allowed to be stowed between the seats or in such manner that will hinder escape during emergency.

4.2 Proposed luggage dimension:

- 4.2.1 Hand Carry : 56 cm x 36 cm x 25 cm (0.0504 m³)
- 4.2.2 Cargo : 74 cm x 40 cm x 27 cm (0.07992 m³)
- Total : 0.13 m³

- 4.2.3 Hand Carry Luggage Weight (Maximum) : 7 kg
- 4.2.4 Cargo Luggage Weight (Maximum) : 25 kg
- Total : 32 kg



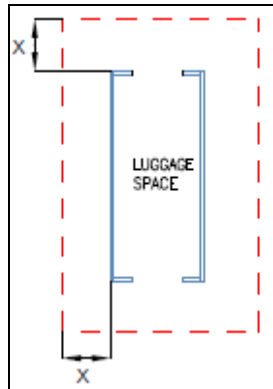
Hand Carry Luggage

Cargo Luggage

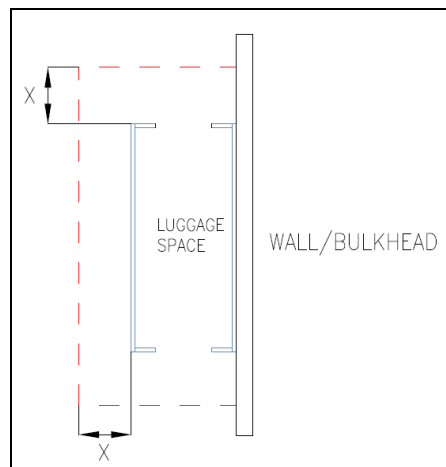
5.0 Access to luggage compartment/space

- 5.1 The luggage space must not obstruct any passageways. The passageways or aisle of at least 750mm wide between the storage space and any other part of the ferry must be provided.

Example :



Luggage space limit, $X \Rightarrow 750$ mm



Luggage space next to wall/bulkhead

- 5.2 The route for luggage handling must be separated from the passenger's access and shall not interfere with the emergency lane.

6.0 Example Seating and luggage arrangement.

